







	Monday Oct 12 *Early Dismissal	Tuesday Oct. 13	Wednesday Oct. 14	Thursday Oct. 15	Friday Oct. 16	Questions/ Notes/ Special events	
Morning Work	Harvest Counting	Beginning Sounds	Color by Number	Uppercase Letters	Acorn Ten Frames		
Phonics & Sight words	<p>Review Week:</p> <p>Review letters:</p> <ul style="list-style-type: none"> <li>• R</li> <li>• A</li> <li>• H</li> <li>• L</li> <li>• B</li> <li>• C</li> <li>• N</li> <li>• M</li> <li>• F</li> <li>• J</li> <li>• G</li> <li>• E</li> <li>• D</li> <li>• T</li> <li>• I</li> <li>• O</li> <li>• Q</li> <li>•</li> </ul> <p>*Complete activities on SeeSaw</p> <p>Review Sight</p>	<p>Review Week:</p> <p>Review letters:</p> <ul style="list-style-type: none"> <li>• R</li> <li>• A</li> <li>• H</li> <li>• L</li> <li>• B</li> <li>• C</li> <li>• N</li> <li>• M</li> <li>• F</li> <li>• J</li> <li>• G</li> <li>• E</li> <li>• D</li> <li>• T</li> <li>• I</li> <li>• O</li> <li>• Q</li> <li>•</li> </ul> <p>*Complete activities on SeeSaw</p> <p>Review Sight Words:</p>	<p>Review Week:</p> <p>Review letters:</p> <ul style="list-style-type: none"> <li>• R</li> <li>• A</li> <li>• H</li> <li>• L</li> <li>• B</li> <li>• C</li> <li>• N</li> <li>• M</li> <li>• F</li> <li>• J</li> <li>• G</li> <li>• E</li> <li>• D</li> <li>• T</li> <li>• I</li> <li>• O</li> <li>• Q</li> <li>•</li> </ul> <p>*Complete activities on SeeSaw</p> <p>Review Sight Words:</p>	<p>Review Week:</p> <p>Review letters:</p> <ul style="list-style-type: none"> <li>• R</li> <li>• A</li> <li>• H</li> <li>• L</li> <li>• B</li> <li>• C</li> <li>• N</li> <li>• M</li> <li>• F</li> <li>• J</li> <li>• G</li> <li>• E</li> <li>• D</li> <li>• T</li> <li>• I</li> <li>• O</li> <li>• Q</li> <li>•</li> </ul> <p>*Complete activities on SeeSaw</p> <p>Review Sight Words:</p>	<p>Review Week:</p> <p>Review letters:</p> <ul style="list-style-type: none"> <li>• R</li> <li>• A</li> <li>• H</li> <li>• L</li> <li>• B</li> <li>• C</li> <li>• N</li> <li>• M</li> <li>• F</li> <li>• J</li> <li>• G</li> <li>• E</li> <li>• D</li> <li>• T</li> <li>• I</li> <li>• O</li> <li>• Q</li> <li>•</li> </ul> <p>*Complete activities on SeeSaw</p> <p>Review Sight Words:</p>		

	<p>Words:</p> <ul style="list-style-type: none"> <li>Here</li> <li>Is</li> <li>This</li> <li>For</li> <li>A</li> <li>I</li> <li>See</li> <li>The</li> <li>And</li> <li>An</li> </ul>	<ul style="list-style-type: none"> <li>Here</li> <li>Is</li> <li>This</li> <li>For</li> <li>A</li> <li>I</li> <li>See</li> <li>The</li> <li>And</li> <li>An</li> </ul>	<ul style="list-style-type: none"> <li>Here</li> <li>Is</li> <li>This</li> <li>For</li> <li>A</li> <li>I</li> <li>See</li> <li>The</li> <li>And</li> <li>An</li> </ul>	<ul style="list-style-type: none"> <li>Here</li> <li>Is</li> <li>This</li> <li>For</li> <li>A</li> <li>I</li> <li>See</li> <li>The</li> <li>And</li> <li>An</li> </ul>		
<p>Reading and Grammar</p> <p><b>KINDERGARTEN ASSESSMENT WEEK</b></p> 	<p><b><u>Creepy Carrots</u></b> Predict Strategy</p> <p>*Read/ listen until you get to the bottom of page 24- what will happen next?- Stop after "But they couldn't get out..."</p> <p>Students will use <u>paper</u> to respond to this strategy.</p> <p><b>Make the Creepy Carrot Craft. Save it for tomorrow's sentence build.</b></p> <p><b>Grammar- Plural Nouns</b> Study the sentence of the week. Practice using the color code: Blue-nouns Find upper case and period. Find the plural noun. <a href="#">Plural Noun Video</a></p>	<p><b><u>Creepy Carrots</u></b> Retelling Strategy/Cause and Effect</p> <p>*Read the Story</p> <p>* Complete the retelling whole group first and then students can complete the retelling on their own <u>IN SEESAW</u>.</p> <p>*Focus on Cause and Effect- why do things happen? Complete Chart whole group then on <u>SEESAW</u></p> <p><b>Vocabulary Work:</b> <b>Passion- having strong emotion toward something</b> When was the word used in the book?</p>	<p><b><u>Creepy Carrots</u></b> Connections Strategy</p> <p>*Read the Story</p> <p>*Jasper was afraid of creepy carrots. Have you been afraid of something? Draw and write about it <u>on paper</u>.</p> <p><b>Vocabulary Work:</b> <b>Yanked- to pull quick and fast</b> When was the word used in the story? P. 3- "He yanked out a few on his way to Little League practice." Discuss meaning, synonyms and antonyms and build a sentence <u>ON SEESAW</u>.</p> <p><b>Grammar/Edit it</b> *Edit sentence of the week. Make sure each sentence looks like the top one. <u>ON SEESAW</u> for <u>ALL</u>.</p>	<p><b><u>Creepy Carrots</u></b> Opinion Writing/Assessment Day</p> <p>*<u>All Students will use SeeSaw</u> to read the story and write/ draw their favorite part.</p> <p>*<u>Take the Story Assessment test- ALL ON SEESAW.</u></p> <p><b>Grammar/ Plural Noun Sort</b> Sort Nouns whole group and then have students try in their language notebook. Home learners- sort on seesaw.</p>	<p>TAKE TIME TO FINISH UP KINDERGARTEN REPORT CARD ASSESSMENTS</p>	<p><b>Common Core Standards:</b> RL.K.5,RL.K.6, RI.K.6, RL.K.7, RI.K.7,RL.K.2, RI.K.2,W.K.8,R.L.K.3,W.K.1,SL.K.1,SL.K.1A, SL.K.1B,SL.K.2, SL.K3,RL.K10, RL.K.4 (a-b),RL.K5 (a-d),RL.K.6,K.L.1.A , L.K.1.B</p> <p><b>Vocabulary:</b> Prediction Retell Problem Solution Connection Opinion Characters Noun Declarative sentence Synonyms Antonyms Plural Noun Yanked passion</p>

	<p><a href="#">Plural Noun Song</a></p> <p>“Jasper had a strong passion for carrots.” (pg 2)</p> <p><u>Draw and write about someone you have a passion for on SEESAW.</u></p> <p>Go over synonyms, antonyms, and build a sentence for the whole group.</p> <p><b>Grammar</b> <b>/Build a Sentence:</b> *Build the model sentence from yesterday on your own. <u>Put it with your carrot craft from yesterday to practice using lined paper.</u> “<b>Jasper saw creepy carrots everywhere..</b>”</p> <p><b>Hang up built sentence, carrot, and writing of sentence.</b></p>						
Phonemic Awareness	<p>Heggerty Week 6 Monday</p> <p><b>Higglety, Pigglety, Pop!</b> 1. Listen to the poem. 2. Follow</p>	<p>Heggerty Week 6 Tuesday</p> <p><b>Higglety, Pigglety, Pop!</b> 1. Read the poem 2. Follow along with</p>	<p>Heggerty Week 6 Wednesday</p> <p><b>Higglety, Pigglety, Pop!</b> 1. Read the poem. 2. Watch the "th" video by Jack Hartman(on Seesaw)</p>	<p>Heggerty Week 6 Thursday</p> <p>Watch the “at” family video <a href="https://video.link/w/E8uP">https://video.link/w/E8uP</a></p> <p>Watch the “op” family video <a href="https://video.link/">https://video.link/</a></p>	<p>Heggerty Week 6 Friday</p> <p><b>Higglety, Pigglety, Pop!</b> 1. Read the poem. 2. Watch the "ake" video by Jack Hartman</p>	<p>Common Core Standards RF.K.2.a. RF.K.2.d. RF.K.3.a. RF.K.1.a. RF.K.1.b. RF.K.1.c. RF.K.1.d. RF.K.2.a. RF.K.3.c L.K.2.b.</p>	.

	along with your finger. 3. Draw a picture of what you thought about.	your finger. 3. Find and circle all of the Oo's red and Ee's blue. 4. Circle the sight word "the" green.	3. Complete the th activity on Seesaw 4. Complete the "t", "th" and "h" sort	<a href="#">w/09uP</a>  Both videos are on Seesaw	3. Complete the "at, "op" "ake"		
Math	Lesson 6 Day 1	Lesson 6 Day 2	Lesson 6 Day 3 Quiz and Review	Unit 1 test	SeeSaw practice/ catch up Weekly iReady time	CC.2.2.K.A.1	
Fine Motor, Handwriting & Writing	<b>Letter &amp; Numbers for Me-</b> *Students will practice the correct habits for writing lowercase letter v and w. *Complete pages 32 and 33 in handwriting book	<b>Letter &amp; Numbers for Me-</b> *Students will practice the correct habits for writing lowercase letter t and Words for Me *Complete pages 34 and 35 in handwriting book	<b>Letter &amp; Numbers for Me-</b> *Students will practice the correct habits for writing lowercase letter a and d. *Complete pages 36 and 37 in handwriting book	<b>Letter &amp; Numbers for Me-</b> *Students will practice the correct habits for writing lowercase letter g and practice the magic c letters. *Complete pages 38 and 39 in handwriting book	<b>Letter &amp; Numbers for Me-</b> *Students will practice the correct habits for writing The Hand Activity and Sentences for Me. *Complete pages 40 and 41 in handwriting book	Common Core Standards K.RF.1 K.L.1a	
Science, Soc. Studies & Craft	 Seesaw story and activity in	 Seesaw	 Seesaw activity: in	 Seesaw activity: Mystery Science	 Guided drawing		

	<p>our shared library</p>  <p>start pumpkin investigation book</p>	<p>song/life cycle activity in our shared library</p>  <p>work on pumpkin life cycle book</p>	<p>our shared library. A video and activity to finish</p>  <p>make a life cycle of a pumpkin</p>	<p>video ~ Link is in our shared library</p>  <p>another option for the life cycle to hang</p>	<p>on seesaw ~ in shared library</p> <p>Finish any life cycle of a pumpkin projects today!</p>		
Additional Seesaw Practice							
Art	<p>Lightner- 9:15-9:55 Clark- 12:40-1:20 Mascho- 1:20-2:00</p>		<p>Shaw- 9:15-9:55 Palmer- 10:45-11:25 Appel- 12:40-1:20</p>				
IPADS	<p>Shaw- 9:15-9:55 Palmer- 10:45-11:25 Appel- 12:40-1:20</p>	<p>Lightner- 9:15-9:55 Clark- 12:40-1:20 Mascho- 1:20-2:00</p>					
Library		<p>Shaw- 9:15-9:55 Palmer- 10:45-11:25 Appel- 12:40-1:20</p>	<p>Lightner- 9:15-9:55 Clark- 12:40-1:20 Mascho- 1:20-2:00</p>				
Music				<p>Lightner- 9:15-9:55</p>	<p>Shaw- 9:15-9:55 Palmer-</p>		

				Clark- 12:40-1:20 Mascho- 1:20-2:00	10:45-11:25 Appel- 12:40-1:20		
Gym				Shaw- 9:15-9:55 Palmer- 10:45-11:25 Appel- 12:40-1:20	Lightner- 9:15-9:55 Clark- 12:40-1:20 Mascho- 1:20-2:00		